



**“Now gives you the power of choice to learn pet grooming or improve your styling skills your way! Learn dog grooming with the easiest, most innovative and complete step by step program ever created!”**

- **Learn Dog Grooming at Home!** Learn quality styling skills to create any design.
- **Online!** A personal instructor will review your work and communicate with you to help you achieve your goals whether to be employed or open your own business.
- **Attend a Mini-Camp!** At one of the Golden Paws Academies nationwide.

This unique training method was created by Jacqueline Rauch and Mitzi Parrish, NCMG with over 40 years of teaching successful stylists at their state licensed schools. Both are accomplished pet stylists and have many years experience in salon development, operations, mobile grooming, boarding and license Golden Paws Pet Styling Academies around the nation that teach the proven successful Golden Paws Instructional Method nationwide.

The Best option for a person who wants to learn pet styling is to attend a Golden Paws Academy full time as nothing can be better than an experienced instructor at your side to guide you and the opportunity to learn in a real world environment. While nothing can replace live daily instruction we realize some people simply cannot attend a school full time. This Long Distance training program is the next best option. It is absolutely the most unique, effective and best program to develop quality styling skills to groom all breeds and client requests. You choose the level of instruction you need.

You may just want to improve your skills and chapters of the Golden Paws Complete Guide to Dog Grooming Book will be available for download and individual DVD's will also be available at [www.goldenpaws.com](http://www.goldenpaws.com).


**In order of Best to Good the choices are:**

- Attend a Golden Paws Pet Styling Academy full time
- Complete the full training program with a personal instructor to review and help you achieve your goals. Then attend a Golden Paws Mini-Camp 1-2 weeks or more if you desire. (at an additional fee) Go to [www.goldenpaws.com](http://www.goldenpaws.com) and look under School Locations and contact the school you wish to attend for pricing information. You must either complete the full program and then attend the mini camp or talk to Mitzi at 888-808-7297 or [info@goldenpaws.com](mailto:info@goldenpaws.com) for other arrangements.
- You will receive a Certificate for display upon successful completion of the above programs.
- Order the Golden Paws Complete Guide to Dog Grooming and a full set of DVD's.
- **Note-**Only individuals or Golden Paws Academies may use these programs, materials, books or DVD's. They are not to be used by any other schools for teaching pet styling.

Our goal is to help you become a successful pet stylist whether you wish to work for someone or want to be self employed. We are there for you to help you enter into the wonderful world of pet

styling. You will need a well rounded education and you will get that with the Golden Paws teaching method, book, DVD's, testing, instructional guide and more...

Golden Paws Complete Guide to Dog Grooming has 22 chapters, over 550 pages of complete step by step instruction with thousands of pictures and illustrations.



**In this innovative book you will learn:**

**Chapter 1: Dog Parts**

- Identical Parts
- 2 Layers of Parts the Underneath Layer (Bone Structure & Muscle)
- Dog Parts Boundaries, Start & Stop Points
- Top Layer Parts/Coat Types & Textures
- Directional Hair Growth Patterns
- Skin & Hair

**Chapter 2: Grooming Tools**

- Grooming Tool Identification & Description

**Chapter 3: Grooming Skills**

- Grooming & Tool Skills Introduction
- Tool Hold Development
- Tool Maintenance & Safety
- Blade Lengths

**Chapter 4: 3 Phases of Grooming**

- Phase I Prepping
- Phase II Bathing & Drying
- Phase III Styling (Finish Cut Down & Design, Fine Finish Line Refinement)

**Chapter 5: Dog Communication & The Alpha Position**

**Chapter 6: Dog Behavior Problems & Solutions**

**Chapter 7: Safety**

- Safety Guide Lines
- Tool Safety

**Chapter 8: Model Dog Skill Development**

- Golden Paws Safe Handling Techniques Introduction

- Model Dog Development Overview
- Exercising the Control Positions & the Points
- Control Positions Practice on the Model Dog
- Chapter 9:** Four Major Breed Designs Introduction
  - Lamb Design Model Introduction
  - Four Major Breed Design Parts
- Chapter 10:** Foot, Ear & Tail Design Introduction
  - Three Feet Designs
  - Eight Tail Designs
  - Eight Ear Designs
- Chapter 11:** Developmental Skills on Model Dog Introduction
  - Phase I, II & III Instruction Preview
  - Phase I, II & III Instructional Procedure
- Chapter 12:** Phase I: Prepping Introduction
  - Phase I: Basic Prep Information Sheet
  - Phase I: Basic Prep Instructional Steps
- Chapter 13:** Phase II Bathing & Drying Introduction
  - Phase II: Bathing Information Sheet
  - Phase II: Bathing Steps
  - Phase II: Towel Drying Preparation
  - Phase II: Blow Drying Information Sheet
  - Phase II: Blow Drying
- Chapter 14:** Balance Points
  - Balance Points/Body Design
  - Balance Point & Fault Correction
  - Balancing the Body
  - Balancing the Head Design
- Chapter 15:** Phase I Prepping & Phase III Styling Cut Downs (Setting the Hair Length)
  - Use of Cut Down Preview (Scissor Prep Cut Down)
  - Guide Blade-Snap-On Combs
  - Phase I & III Guide Blade Cut Down Information Sheet
  - Phase I & III Guide Blade Cut Down Lamb Design Instruction Steps
- Chapter 16:** Three Foot Design Instructional Steps
  - Round Foot Instructional Steps
  - Shaved Foot Instructional Steps
  - Cat Paw Foot Instructional Steps
- Chapter 17:** Phase III Styling/Line Refinement Instructional Steps
  - Fine Finish Overview
  - Fine Finish Information Sheet
  - Lamb Body Design Fine Finish Steps Preview
  - Lamb Design Fine Finish Instructional Steps

**Chapter 18:** Four Major Breed Introduction & How to Style any Breed Design or Client Request

**Chapter 19:** Teddy Bear Design/Step by Step Instructions

**Chapter 20:** Poodle Design/Step by Step Instructions

**Chapter 21:** Cocker Spaniel Design/Step by Step Instructions

**Chapter 22:** Schnauzer Design/Step by Step Instructions


There are over 14 hours of instructional DVD's done in real time with instruction given during the whole process that will give you the knowledge to develop your styling skills and transfer them to all breed designs and client requests as well as speed techniques, safety, humane control positions, tips and tricks of pet grooming and more. These DVD's support the Golden Paws Complete Guide to Dog Grooming book.



- Golden Paws Program Overview
  - Golden Paws Control Positions
  - Business and Job Interview Information
- (These 3 are all on the Golden Paws Program Overview DVD)




- Bathing, Drying, De-Mat, Nails & Ears DVD
- (Rt: 1:38:45)




- Tool DVD (Rt: 0:47:00) –Explains and demonstrates tools, tool hold and how to develop the skills needed to groom with tools.
- Ex. Scissoring



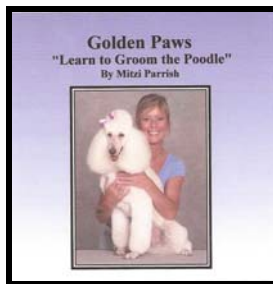
- Learn to Groom the Cocker Spaniel (Rt: 2:25:00) How to groom the Cocker Design, prep, bath & styling. How to develop the styling skills to transfer to other similar designs.



- Learn to Groom the Schnauzer (Rt: 2:52:00) How to groom the Schnauzer design, prep, bath & styling. How to develop the styling skills to transfer to other similar designs.



- Learn to Groom the Teddy Bear (Rt: 2:19:00) How to groom the Teddy Bear design, prep, bath & styling. How to develop the styling skills to put the Teddy Bear design on different breeds.



- Learn to Groom the Poodle (Rt: 3:01:00) How to groom the Poodle design, prep, bath & styling. How to develop the styling skills to transfer to other similar designs.
- Poodle Patterns (Rt: 0:28:00) How to create different Poodle Patterns.

All DVD's are done by Mitzi Parrish, NCMG and Co-Author of the Golden Paws Complete Guide to Dog Grooming Book. The Poodle Patterns DVD is done by Jacqueline Rauch one of the nation's top instructors and Author of the Golden Paws Complete Guide to Dog Grooming Book.

## **Pricing:**

**1. The Golden Paws Complete Guide to Dog Grooming Book is \$99.95.**

All DVD's are \$69.95 ea.

**2. Order the Golden Paws Complete Guide to Dog Grooming Book with a full set of the DVD's for \$614.60 (a \$45.00 savings) and receive a free heavy duty Golden Paws Satchel (a \$50.00 value) with multi compartments.**



## **Include a Personal Instructor!**

You can also have personal instruction, a step by step instructional booklet which includes how to get the dogs, open book tests and review of your practical application of your styling skills on different breeds by an instructor. You have a choice of submission of pictures, mini video cassette, or online through Skype. This includes hours of personal review and assistance to quickly develop your styling skills to become employable or open your own business. Everything is included and you will receive a Certificate upon successful completion.



You have up to 6 months to complete the program (if needed an additional 4 months can be added). The cost for everything included with a personal instructor review is \$1995.00.

What's included in the Program:

- A. Dog Grooming Step by Step Instructional Guide
- B. Golden Paws Complete Guide to Dog Grooming Book
- C. Marketing Information
- D. Professionalism in the Field
- E. Client Relations
- F. Receiving Pets & Getting the correct Information
- G. Student Daily Sheet
- H. Student Photo Sheet
- I. 17 Open Book Tests

J. The Instructional DVD's:

1. Golden Paws Program Overview which also has the Control Positions and Business Tips on it.
2. Tool DVD
3. Ears, Nails, Brush, Bathing & Drying
4. Schnauzer Design
5. Teddy Bear Design
6. Cocker Design
7. Poodle Design
8. Poodle Patterns

K. Tool Kit for the Golden Paws Program (Not included in Program cost)

## List of Tools

1	Notes From The Grooming Table Book
1	PPP Nail Safe Styptic Powder .5 oz
1	Nail Clipper w/Nail Catch
1	Locking Hair Puller Straight Hemostat
1	Classic Greyhound Comb 7 1/2"
1	Deluxe Coarse Tooth Comb
1	Dematting Comb/Thumb Rest
1	Slicker Brush Large
1	Monk Lite 8 1/2" Straight Shear
1	Monk Lite 8 1/2" Curved Shear
1	Monk Lite 44 Tooth Thinner
1	Andis AG Super Speed Clipper
1	Snap On Comb #1
1	Snap On Comb #2
1	Wahl Competition Blade
1	Wahl Competition Blade
1	Wahl Competition Blade
1	Wahl Competition Blade
1	Wahl Competition Blade
1	Wahl Competition Blade
1	Wahl Competition Blade
1	Wahl Competition Blade
1	EZ Care Jacket Black (sm-lg)
1	Oster Grooming Case
1	Bark2Basics Ear Cleaner 4oz.
1	Oster Blade Wash

**TOOL TOTAL \$532.73**

**\* With the purchase of this student package: 3-16oz bottles of Bark2Basics shampoo consisting of Demat Conditioner, Sensi-Skin and Oatmeal shampoo will be include at no charge.**

## Optional Tools

Below are some optional tools and miscellaneous items you may want to get. You can get them at Groomers Choice Pet Products.

Coarse & Fine Tooth Stripping Knife: used for Carding

De-shedder: Blade with a handle on it

Mars Coat King Strippers or Under Coat Rakes

Rubber Finger & Thumb Rings: Used for the Scissors

Wahl Stainless Steel Guide Blades or Attachment Combs: Can order individually or as a set

Barbicide Disinfectant

Scissor Oil: Remember do not use Clipper Oil on your Scissors

6 ½" Small Scissors: (for detailed work) any brand you prefer

Scissor Adjuster or a Flat Head Screwdriver: Used to adjust tension if needed. If they are tight they will wear on your hand and make it difficult to cut the hair smoothly. If too loose, they will not cut the hair.

## Supplies Needed

**2-Rubber Mats:** 1 for the dogs to stand on in the bath tub and 1 that will be used on the table while the dog is being dried and or groomed so they are not sliding around on a slick surface.

**Cotton Balls, Q-Tips and a prepared Ear Cleaner:** For cleaning the pets ears. We prefer Oxyfresh brand Ear Cleaner. It works great! Go to [www.goldenpaws.com](http://www.goldenpaws.com) under Resources for ordering information for the Oxyfresh Ear Cleaner.

**Shampoos & Cologne:** (All Natural) we recommend Bark to Basics at [www.senproco.com](http://www.senproco.com) (You will receive some FREE shampoo when you order your tool kit through Groomers Choice Pet Products)

**Towels:** for towel drying the pets before the blow dry

**Cool Air Dryer (Professional Dog Dryer):** You can get a wonderful, compact size, quiet one at [www.ez-groom.com](http://www.ez-groom.com) look for "Kool Dry Dryer" or any force air dryer. We do not recommend using a human hair dryer to dry the pet because be it will take much longer to dry the pet but if you do as with any dryer be careful to use it on the cool setting so as not to injure the pet.

**Drying Table:** Can double as your grooming table. You will need some type of table to put the pet on while drying and grooming. If you cannot afford a professional table you can always use a table as long as it sturdy. If you get a professional table (there are some inexpensive ones) get a grooming arm and grooming loop to attach to the table. Just remember safety, never leave a pet unattended. You can get these products and more at Groomers Choice Pet Products.

**Fabric & Pinking Shears:** Bandanas for the pets. You can usually pick up the fabric from Walmart for approx. \$2.00 a yard.

**Ribbon & Grooming Bands:** For Bows. You can either buy pre-made or make them yourself with the ribbon and grooming bands.

**Camera & Photo Album (Look Book):** To take your before and after photos and arrange them for your "Look Book".

The Golden Paws Long Distance Learning Course is the easiest, most thorough and well rounded pet styling program developed by Jacqueline Rauch and refined with 40 years of teaching successful students.

Mitzi Parrish certified master stylist, co-author, developer and instructor of Golden Paws Pet Styling Academies and the Long Distance Program. She will either instruct you herself or you will have an approved instructor trained by her.

We focus on training you to acquire quality styling skills to become a professional groomer that is what we do best, teaching. We want to help guide you if you want to open your own business whether it is home based, salon or mobile. We will give you the information where to get the best developed business programs, vans and more. In the Golden Paws Program Overview DVD Business and Job Interview Information portion we show you where and how to apply for a job. You will also develop through the course a “Look Book” of your work to show your clients or future employer. We will teach you to be the best at whatever level you choose in pet styling. The sky is the limit and our goal is to make your dreams come true and help you accomplish your goals!

Now is the time to get started! The pet field is growing by leaps and bounds and the career is in high demand. Either email [info@goldenpaws.com](mailto:info@goldenpaws.com) for Tool List, Enrollment Form and Catalog or go to [www.goldenpaws.com](http://www.goldenpaws.com) and click under Long Distance Learning.

